



# Opaque Cover

Type 3R

**CONFIGURATION**  
Hinged, latch down cover



## RT Construction

<b>Material</b>	SolarGuard® – Hot compression molded fiberglass reinforced polyester, hand layup FRP
<b>Rain Shield</b>	Protection against incidental water ingress
<b>Gasket</b>	Poured polyurethane seamless gasket provides watertight, dust-tight environmental seal
<b>Stainless Steel Hardware</b>	300 Series stainless used on all hardware
<b>Mounting Bosses</b>	Panel mounting capability for fixed rear panel
<b>Metal Inserts</b>	All bosses utilize threaded brass inserts accepting 3/8"-16 screws
<b>Soft Edge Design</b>	Rounded edges, minimal protrusions or exposed pocket areas for assembly of dust and debris
<b>Color</b>	Available standard glacier grey (PMS 428C)

## RT Modifications

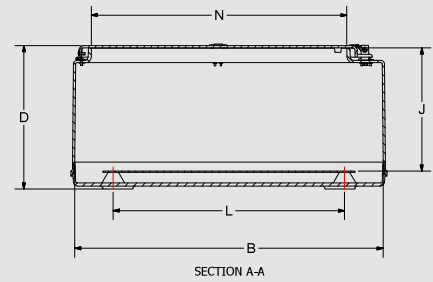
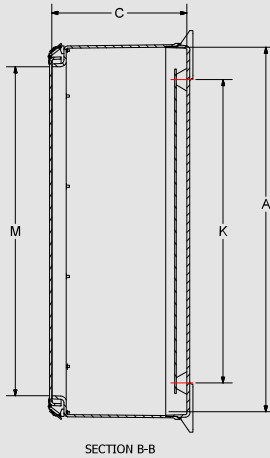
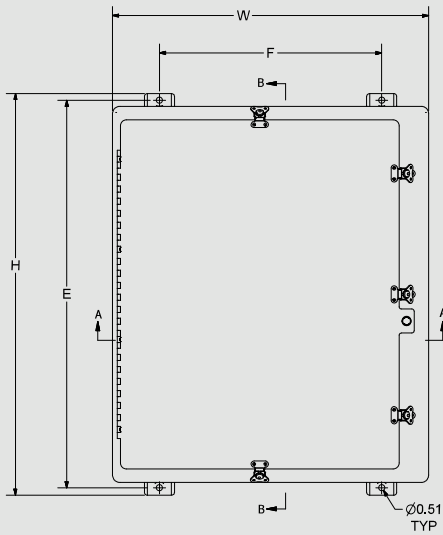
<b>Custom Colors</b>	pg. 21-22
<b>Silk Screening</b>	pg. 21-22
<b>EMI/RFI Shielding</b>	pg. 21-22
<b>Custom Window</b>	pg. 21-22
<b>Custom Cutouts/Holes</b>	pg. 21-22

## RT Industry Standards

<b>NEMA 250, UL Listed UL50, UL50e, UL508A</b>	File E64358 Type 1, 3R
<b>CSA Std C22.2</b>	File LR069014; Type 1, 3R
<b>IEC 60529</b>	File E362920 IP66
<b>UL 1741</b>	File E333478
<b>Temperature Range</b>	(-76° F to +274° F) (-60° C to +134° C)
<b>Temperature Range Window</b>	(-26° F to +170° F) (-32° C to +76° C)
<b>Flammability Rating</b>	UL94-5V
<b>Impact Rating</b>	IK 10
<b>Self Extinguishing</b>	Non-halogenated, non-flame propagating
<b>Chemical Resistance</b>	Full chemical resistance charts listed in appendix
<b>NFPA No. 101 Flame Spread</b>	Class A (1)
<b>Outdoor Exposure UL746C</b>	(f1) Rated

## RT Accessories

<b>PANELS</b>	<b>Aluminum</b>	BP_AL	pg. 178
	<b>Fiberglass</b>	BP_FG	pg. 178
	<b>Stainless Steel</b>	BP_SS	pg. 178
	<b>Carbon Steel</b>	BP_CS	pg. 178
<b>ACCESSORIES</b>	<b>Dead Front Panels</b>		pg. 180-181
	<b>Drain &amp; Breather Vents</b>		pg. 185
	<b>Hole Plugs</b>		pg. 187
	<b>Assorted Hubs and Cord Grips</b>		pg. 188-189
	<b>All Other Accessories</b>		pg. 184-194



- NOTES:  
 1. CATALOG DRAWING IS FOR REFERENCE ONLY  
 2. SEE ACTUAL PART DRAWING FOR SPECIFIC DESIGN  
 3. DIMENSION "J" IS WITH 0.105" THICK BACK PANEL INSTALLED  
 4. BACK PANEL SOLD SEPARATELY

### SCREW SIZES & TORQUE VALUES

PRODUCT SIZES	BACK PANEL SCREW SIZE	BACK PANEL RECOMMENDED TORQUE	COVER SCREW SIZE	RECOMMENDED MOUNTING FLANGE TORQUE
N1610 up to N4836	#3/8-16 x 1/2 Hex Bolt	28 - 32 in-lbs	N/A	80 in-lbs max
All made to order	#3/8-16 Stud	28 - 32 in-lbs	N/A	80 in-lbs max

## N Series – Opaque Cover

CATALOG NUMBER	OVERALL H X W X D	INSIDE A X B X C	MOUNTING E X F	J	K	L	ENCLOSURE OPENING M X N	NO. OF LATCHES	SHIP WEIGHT	PANEL NUMBER
N16107HWT N16107FHLWT	18.75 x 10.96 x 9.03 (476 x 278 x 229)	15.92 x 10.27 x 8.53 (404 x 261 x 217)	17.50 x 7.00 (444 x 178)	7.8 (198)	12 (305)	7.5 (191)	13.14 x 6.00 (334 x 152)	2	10.7 lbs.	BP1610**
N20166HWT N20166FHLWT	22.75 x 16.87 x 7.77 (578 x 429 x 197)	19.70 x 16.04 x 7.24 (500 x 407 x 184)	21.50 x 10.12 (546 x 257)	6.26 (159)	15.25 (387)	11.25 (286)	16.75 x 12.19 (425 x 310)	2	17.6 lbs.	BP2016**
N20168HWT N20168FHLWT N20168RT N20168FHLRT	22.75 x 16.87 x 10.27 (578 x 429 x 261)	19.70 x 16.04 x 9.24 (500 x 407 x 235)	21.50 x 10.12 (546 x 257)	8.26 (210)	15.25 (387)	11.25 (286)	16.75 x 12.19 (425 x 310)	2	19.7 lbs.	BP2016**
N201610HWT N201610RT	22.75 x 16.87 x 12.27 (578 x 429 x 312)	19.70 x 16.04 x 11.24 (500 x 407 x 286)	21.50 x 10.12 (546 x 257)	10.26 (261)	15.25 (387)	11.25 (286)	16.75 x 12.19 (425 x 310)	2	23 lbs.	BP2016**
N201612HWT N201612RT	22.75 x 16.87 x 14.27 (578 x 429 x 362)	19.70 x 16.04 x 13.24 (500 x 407 x 336)	21.50 x 10.12 (546 x 257)	12.26 (312)	15.25 (387)	11.25 (286)	16.75 x 12.19 (425 x 310)	2	23.5 lbs.	BP2016**
N201616HWT*	22.75 x 16.87 x 17.52 (578 x 429 x 445)	19.70 x 16.04 x 16.99 (500 x 407 x 432)	21.50 x 10.12 (546 x 257)	16.01 (407)	15.25 (387)	11.25 (286)	16.75 x 12.19 (425 x 310)	2	25 lbs.	BP2016**
N20208HWT* N20208*	23.50 x 20.50 x 9.69 (597 x 521 x 246)	20.25 x 20.25 x 8.88 (514 x 514 x 225)	22.25 x 14.50 (565 x 368)	7.88 (200)	15.25 (387)	15.25 (387)	17.00 x 16.00 (432 x 406)	2	26 lbs.	BP2020**
N24126HWT N24126WT	26.95 x 13.72 x 7.98 (685 x 348 x 203)	24.00 x 12.87 x 7.33 (610 x 327 x 186)	25.75 x 6.25 (654 x 159)	6.33 (161)	19.25 (489)	7.25 (184)	21.00 x 8.37 (533 x 213)	2 4	26 lbs.	BP2412**

All measures are in inches, items in parentheses are in millimeters.



\*Made to order.



\*\*Panel sold separately

N Series, WM



## N Series – Opaque Cover

CATALOG NUMBER	OVERALL H X W X D	INSIDE A X B X C	MOUNTING E X F	J	K	L	ENCLOSURE OPENING M X N	NO. OF LATCHES	SHIP WEIGHT	PANEL NUMBER
N241210HWT N241210FHLWT N241210RT	26.95 x 13.72 x 12.49 (685 x 348 x 317)	24.00 x 12.87 x 11.33 (610 x 327 x 288)	25.75 x 6.25 (654 x 159)	10.33 (262)	19.25 (489)	7.25 (184)	21.00 x 8.37 (533 x 213)	2	25 lbs.	BP2412**
N24208HWT N24208FHLWT N24208WT N24208RT N24208FHLRT N24208	27.00 x 21.24 x 9.90 (686 x 539 x 252)	24.05 x 20.39 x 9.25 (611 x 518 x 235)	25.75 x 14.00 (654 x 356)	8.25 (209)	19.25 (489)	15.25 (387)	21.25 x 16.00 (540 x 406)	2 2 6 4 4 2	32 lbs.	BP2420**
N242010HWT* N242010RT* N242010*	27.00 x 21.24 x 11.90 (686 x 539 x 302)	24.05 x 20.39 x 11.25 (611 x 518 x 286)	25.75 x 14.00 (654 x 356)	10.25 (209)	19.25 (489)	15.25 (387)	21.25 x 16.00 (540 x 406)	2 4 2	37 lbs.	BP2420**
N242410HWT N242410FHLWT N242410WT N242410RT N242410FHLRT N242410	27.00 x 25.24 x 11.90 (686 x 641 x 302)	24.05 x 24.39 x 11.25 (611 x 619 x 286)	25.75 x 17.87 (654 x 454)	10.25 (260)	19.25 (489)	19.25 (489)	21.25 x 20.00 (540 x 508)	2 2 6 4 4 2	38.5 lbs.	BP2424**
N242412HWT* N242412WT* N242412RT* N242412FHLRT* N242412*	27.00 x 25.24 x 13.90 (686 x 641 x 353)	24.05 x 24.39 x 13.25 (611 x 619 x 336)	25.75 x 17.87 (654 x 454)	12.25 (311)	19.25 (489)	19.25 (489)	21.25 x 20.00 (540 x 508)	2 2 6 4 2	42.1 lbs.	BP2424**
N30206HWT N30206FHLWT N30206RT N30206FHLRT N30206	32.86 x 20.99 x 7.89 (835 x 533 x 200)	29.90 x 20.14 x 7.23 (760 x 511 x 184)	30.75 x 14.25 (806 x 362)	6.23 (158)	25.25 (641)	15.25 (387)	27.00 x 16.50 (686 x 419)	2 2 5 5 2	34 lbs.	BP3020**
N30208HWT N30208FHLWT N30208WT N30208RT N30208FHLRT N30208	32.86 x 20.99 x 9.89 (835 x 533 x 251)	29.90 x 20.14 x 9.23 (760 x 511 x 234)	31.75 x 14.25 (806 x 362)	8.23 (209)	25.25 (641)	15.25 (387)	27.00 x 16.50 (686 x 419)	2 2 8 5 5 2	37 lbs.	BP3020**
N302010HWT N302010RT N302010FHLRT N302010	32.86 x 20.99 x 11.89 (835 x 533 x 302)	29.90 x 20.14 x 11.23 (760 x 511 x 285)	31.75 x 14.25 (806 x 362)	10.23 (260)	25.25 (641)	15.25 (387)	27.00 x 16.50 (686 x 419)	2 2 5 2	39 lbs.	BP3020**
N302012HWT* N302012WT* N302012*	32.86 x 20.99 x 13.89 (835 x 533 x 353)	29.90 x 20.14 x 13.23 (760 x 511 x 336)	31.75 x 14.25 (806 x 362)	12.23 (311)	25.25 (641)	15.25 (387)	27.00 x 16.50 (686 x 419)	8 5 2	42.2 lbs.	BP3020**
N302014HWT* N302014FHLWT* N302014*	32.86 x 20.99 x 15.89 (835 x 533 x 404)	29.90 x 20.14 x 15.23 (760 x 511 x 387)	31.75 x 14.25 (806 x 362)	14.23 (361)	25.25 (641)	15.25 (387)	27.00 x 16.50 (686 x 419)	5 5 2	44 lbs.	BP3020**

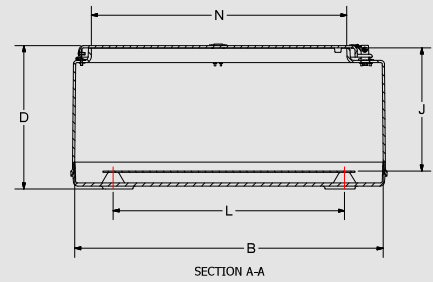
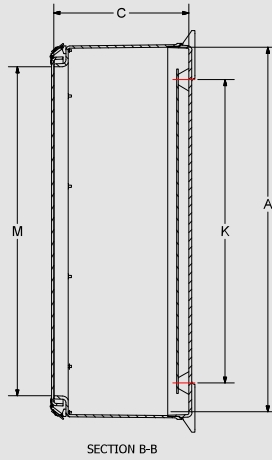
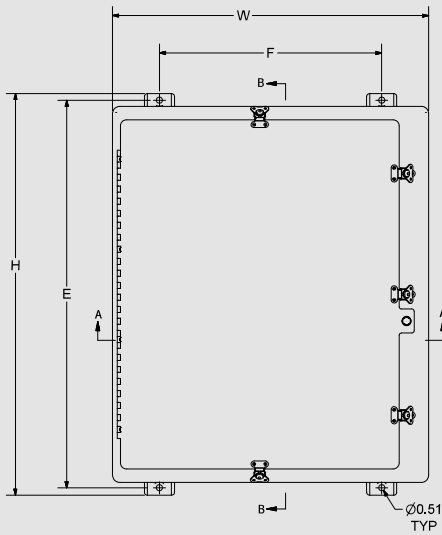
All measures are in inches, items in parentheses are in millimeters.



\*Made to order.



\*\*Panel sold separately



- NOTES:  
 1. CATALOG DRAWING IS FOR REFERENCE ONLY  
 2. SEE ACTUAL PART DRAWING FOR SPECIFIC DESIGN  
 3. DIMENSION "J" IS WITH 0.105" THICK BACK PANEL INSTALLED  
 4. BACK PANEL SOLD SEPARATELY

### SCREW SIZES & TORQUE VALUES

PRODUCT SIZES	BACK PANEL SCREW SIZE	BACK PANEL RECOMMENDED TORQUE	COVER SCREW SIZE	RECOMMENDED MOUNTING FLANGE TORQUE
N1610 up to N4836	#3/8-16 x 1/2 Hex Bolt	28 - 32 in-lbs	N/A	80 in-lbs max
All made to order	#3/8-16 Stud	28 - 32 in-lbs	N/A	80 in-lbs max

## N Series – Opaque Cover

CATALOG NUMBER	OVERALL H X W X D	INSIDE A X B X C	MOUNTING E X F	J	K	L	ENCLOSURE OPENING M X N	NO. OF LATCHES	SHIP WEIGHT	PANEL NUMBER
N30247HWT	33.41 x 26.32 x 8.81	30.46 x 25.47 x 8.12	32.25 x 18.50	7.12	25.25	19.25	27.38 x 21.25	2	46.3 lbs.	BP3024**
N30247FHLWT	(849 x 668 x 224)	(774 x 647 x 206)	(819 x 470)	(181)	(641)	(489)	(695 x 540)	8		
N30247WT								5		
N30247RT								5		
N30247								2		
N302410HWT	33.41 x 26.32 x 11.95	30.46 x 25.47 x 11.27	32.25 x 18.50	10.27	25.25	19.25	27.38 x 21.25	2	52.2 lbs.	BP3024**
N302410FHLWT	(849 x 668 x 304)	(774 x 647 x 286)	(819 x 470)	(261)	(641)	(489)	(695 x 540)	2		
N302410RT								5		
N302410FHLRT								5		
N302410								2		
N302412HWT	33.41 x 26.32 x 13.79	30.46 x 25.47 x 13.10	32.25 x 18.50	12.1	25.25	19.25	27.38 x 21.25	2	52 lbs.	BP3024**
N302412FHLWT	(849 x 668 x 350)	(774 x 647 x 333)	(819 x 470)	(307)	(641)	(489)	(695 x 540)	2		
N302412RT								5		
N302412FHLRT								5		
N302412								2		
N302414HWT*	33.41 x 26.32 x 15.79	30.46 x 25.47 x 15.10	32.25 x 18.50	14.1	25.25	19.25	27.38 x 21.25	2	56 lbs.	BP3024**
N302414FHLWT*	(849 x 668 x 401)	(774 x 647 x 384)	(819 x 470)	(358)	(641)	(489)	(695 x 540)	8		
N302414WT*								5		
N302414RT*								5		
N302414*								2		
N302416HWT*	33.41 x 26.32 x 17.79	30.46 x 25.47 x 17.10	32.25 x 18.50	16.1	25.25	19.25	27.38 x 21.25	2	56 lbs.	BP3024**
N302416FHLWT*	(849 x 668 x 452)	(774 x 647 x 434)	(819 x 470)	(409)	(641)	(489)	(695 x 540)	5		
N302416RT*								5		
N302416*								5		
								2		

All measures are in inches, items in parentheses are in millimeters.  
 Note: Mounting hole dimension is .50 inches.



\*Made to order.



\*\*Panel sold separately

N Series, WM



## N Series – Opaque Cover

CATALOG NUMBER	OVERALL H X W X D	INSIDE A X B X C	MOUNTING E X F	J	K	L	ENCLOSURE OPENING M X N	NO. OF LATCHES	SHIP WEIGHT	PANEL NUMBER
N302422HWT*	33.41 x 26.32 x 22.79 (849 x 668 x 579)	30.46 x 25.47 x 21.10 (774 x 647 x 536)	32.25 x 18.50 (819 x 470)	21.1 (536)	25.25 (641)	19.25 (489)	27.38 x 21.25 (695 x 540)	5	67 lbs.	BP3024**
N36308HWT	39.31 x 32.50 x 10.05 (999 x 826 x 255)	36.31 x 31.69 x 9.36 (922 x 805 x 238)	38.13 x 23.88 (968 x 606)	8.36 (212)	31.25 (794)	25.25 (641)	33.25 x 27.25 (845 x 692)	3	64.9 lbs.	BP3630**
N36308FHLWT								5		
N36308RT								5		
N36308								3		
N363010HWT	39.31 x 32.50 x 12.05 (999 x 826 x 306)	36.31 x 31.69 x 11.36 (922 x 805 x 289)	38.13 x 23.88 (968 x 606)	10.36 (263)	31.25 (794)	25.25 (641)	33.25 x 27.25 (845 x 692)	3	69 lbs.	BP3630**
N363010FHLWT								5		
N363010RT								5		
N363010										
N363012HWT	39.31 x 32.50 x 14.05 (999 x 826 x 357)	36.31 x 31.69 x 13.36 (922 x 805 x 339)	38.13 x 23.88 (968 x 606)	12.36 (314)	31.25 (794)	25.25 (641)	33.25 x 27.25 (845 x 692)	3	71.6 lbs.	BP3630**
N363012FHLWT								8		
N363012WT								5		
N363012RT								5		
N363012										
N363016HWT*	39.31 x 32.50 x 18.58 (999 x 826 x 472)	36.31 x 31.69 x 17.39 (922 x 805 x 442)	38.13 x 23.88 (968 x 606)	16.39 (416)	31.25 (794)	25.25 (641)	33.25 x 27.25 (845 x 692)	3	75.4 lbs.	BP3630**
N363016FHLWT*								5		
N363016RT*								5		
N363016*								3		
N363023HWT*	39.31 x 32.25 x 25.08 (999 x 819 x 637)	36.31 x 31.69 x 24.40 (922 x 805 x 620)	38.13 x 23.88 (968 x 606)	23.4 (594)	31.25 (794)	25.25 (641)	33.25 x 27.25 (845 x 692)	5	82 lbs.	BP3630**
N363613HWT*	39.50 x 36.50 x 15.06 (1003 x 927 x 383)	36.25 x 36.25 x 14.50 (921 x 921 x 368)	38.25 x 28.50 (972 x 724)	13.50 (343)	29 (737)	31 (787)	32.00 x 32.00 (813 x 813)	3	81 lbs.	BP3636**
N363613FHLWT*								3		
N363613RT*								9		
N363613FHLRT*								9		
N363613*								9		
N483612RT	51.29 x 36.62 x 13.93 (1303 x 930 x 354)	48.33 x 36.22 x 13.25 (1228 x 920 x 336)	50.12 x 28.50 (1273 x 724)	12.25 (311)	21.63 (549)	31.25 (794)	45.25 x 32.00 (1149 x 813)	3	96 lbs.	BP4836**
N483612FHLWT								10		
N483612HWT								10		
N483612								3		
N483616RT	51.29 x 36.62 x 17.93 (1303 x 930 x 456)	48.33 x 32.22 x 17.25 (1228 x 920 x 438)	50.12 x 28.50 (1273 x 724)	16.25 (413)	21.63 (549)	31.25 (794)	45.25 x 32.00 (1149 x 813)	3	109 lbs.	BP4836**
N483616FHLWT								10		
N483616HWT								10		
N483616								3		
N602418RT*	63.75 x 24.50 x 20.12 (1619 x 622 x 511)	60.38 x 36.13 x 19.44 (1533 x 918 x 493)	62.50 x 16.75 (1587 x 425)	18.44 (468)	27.63 (702)	19.25 (489)	57.25 x 20.00 (1454 x 508)	9	175 lbs.	BP6024**
N602418HWT*								9		
N603612RT*	64.00 x 36.50 x 14.12 (1627 x 927 x 359)	60.62 x 36.13 x 13.44 (1540 x 918 x 441)	62.75 x 28.75 (1594 x 730)	12.44 (316)	27.63 (702)	31.25 (794)	57.25 x 32.00 (1454 x 813)	3	125 lbs.	BP6036**
N603612FHLWT*								11		
N603612HWT*								11		
N603612*								3		
N603616RT*	64.00 x 36.50 x 18.12 (1627 x 927 x 460)	60.62 x 36.13 x 17.44 (1540 x 918 x 443)	62.75 x 28.75 (1594 x 730)	16.44 (418)	27.63 (702)	31.25 (794)	57.25 x 32.00 (1454 x 813)	3	130 lbs.	BP6036**
N603616FHLWT*								11		
N603616HWT*								11		
N603616*								3		
N603624HWT*	63.75 x 36.50 x 26.12 (1619 x 927 x 663)	60.38 x 36.13 x 25.44 (1533 x 918 x 646)	62.50 x 28.75 (1587 x 730)	24.44 (621)	27.63 (702)	31.25 (794)	57.25 x 32.00 (1454 x 813)	11	140 lbs.	BP6036**

All measures are in inches, items in parentheses are in millimeters.  
 Note: Mounting hole dimension is .50 inches.



\*Made to order.



\*\*Panel sold separately