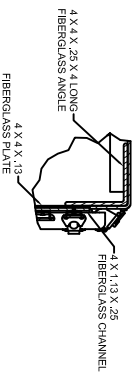
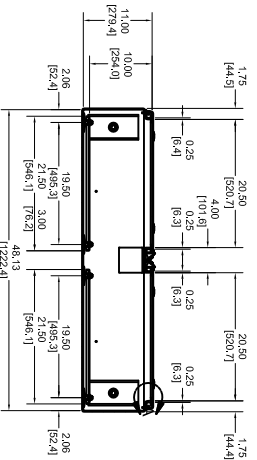


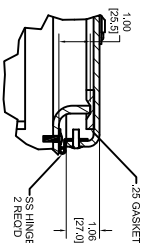
SECTION C-C



DETAIL B
SCALE 1/4



SECTION A-A



DETAIL A
SCALE 1/2

NOTES				REVISIONS			
1.	UL TYPE AX IEC BRG. WALL THK 3/16	DATE	BY	1.	INITIALS	DATE	BY
2.	EXTENSION & INTERIOR GLASSER 3/04	DATE	BY	2.	INITIALS	DATE	BY
DRAWING INFORMATION				CUSTOMER INFORMATION			
DATE	BY	DATE	BY	PART NAME	ENCLOSURE	PART NO.	NS04810FSD0HW1
DATE	BY	DATE	BY	SCALE			1/10
ALL DIMENSIONS ARE IN INCHES UNLESS SPECIFIED				TOLERANCES UNLESS SPECIFIED			
STAHLIN ENCLOSURES				BELDING MACHINEN			
4809				XXX .2 (0.13 (0.18))			
				XXX .2 (0.83 (0.794))			