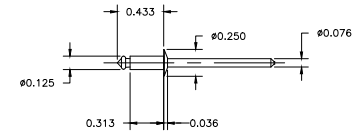


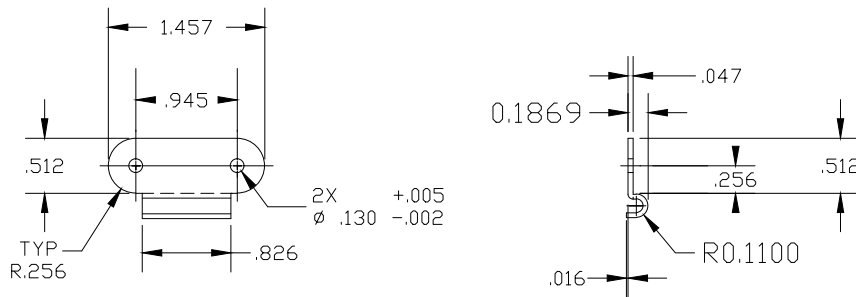
RMLATNLL150

NOTES:

- 1) ALL DIMENSIONS ARE IN MM.
- 2) NO SHARP EDGES OR BURRS, ALL COMPONENTS ARE TO BE TUMBLED.
- 3) LATCH SHALL ROTATE FREELY.
- 4) PACK 400 PARTS IN BULK PER EXPORT CARTON. THE MAXIMUM WEIGHT PER EXPORT CARTON IS 50 POUNDS.
- 5) EXPORT CARTON MARKINGS AS PER DOCUMENT NUMBER "PCK102." EXPORT CARTON MUST ALSO BE CLEARLY MARKED WITH CUSTOMER PART NUMBER



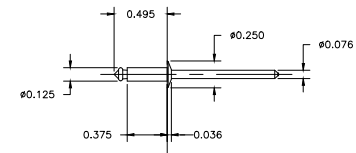
RMRIV43



RMKEEPLL150WT

NOTES:

- 1) ALL DIMENSIONS ARE IN INCHES.
- 2) NO SHARP EDGES OR BURRS, ALL COMPONENTS ARE TO BE TUMBLED.
- 3) PACK PARTS SO THAT THE MAXIMUM WEIGHT PER EXPORT CARTON IS 50 POUNDS.
- 4) EXPORT CARTON MUST BE CLEARLY MARKED WITH STAHLIN PART NUMBER "RMKEEPLL150WT".



RMRIV44

NOTES:

ALL DIMENSIONS IN MM.						TOLERANCES TWO PLACE THREE PLACE UNLESS SPECIFIED ±.020 ±.005	
NO SHARP EDGES OR BURRS, ALL COMPONENTS ARE TO BE TUMBLED.							
MATERIAL S. S. 304 DR 316				DR. BY	DATE		
LET.	REVISION RECORD	DATE	BY	CHK. BY	DATE		
				APD. BY	DATE		
				SCALE	PART NAME		PART NO. NLL150KIT



BELDING, MICHIGAN  
48809

CUSTOMER